

A MGS Powered Original Game


Developed and published by Noumena Innovations (BVI) Ltd.

---

# MGS Fatal Gear V1.00

---

3D Mech Battle Simulation Game for  
Series 60 Devices



## Target Series 60 Devices

Nokia: 6630, 6680, 6681, 6682, 3230, 6260, 7610, 6600, 6620, 6670, N-gage, N-gage QD

Panasonic: X700, X800

Sendo: Sendo X

Siemens: SX-1

## Installation

### Hardware and software requirement

**Fatal Gear** requires the following hardware and software to be played properly:

1. 1MB of free memory in the phone or the memory card (such as MMC).
2. MGS (Magic Games Station) Version 2.0 or later.

NOTE: MGS should be provided along with the game. If this is not the case, the latest version of MGS can be downloaded from the following websites:

[www.nmprod.com](http://www.nmprod.com)

[www.handango.com](http://www.handango.com)

[www.symbos.com](http://www.symbos.com)

[www.softonic.de](http://www.softonic.de)

[www.softwaremarket.nokia.com](http://www.softwaremarket.nokia.com)

**Note:** If you are synchronizing the game from your PC, be sure to delete the SMS message containing the game files after installation. The installation files occupy memory and are not needed after installation.



## Install the game

You may have received **Fatal Gear** on a compact disc provided by your phone provider or downloaded the game from the Internet. Please follow the following instructions to install the game to your phone:

**STEP ONE:** Transfer the MGS and game files (\*.sis files) from the PC to your phone via IrDA or Bluetooth.

**STEP TWO:** In your Messages/Inbox, open the \*.sis files to launch the installer. Follow the instructions that are automatically prompted during the installation.

**STEP THREE:** Once the installation is successfully completed, you will see a MGS icon



on your desktop. Launching it will bring you to the MGS game list menu. **Fatal Gear** can be launched from there.

**Note:** *MMC card installation is supported, but MGS and the game should be installed in the same driver/location.*

## How to register and play the full game

The tutorial mission of **Fatal Gear** can be downloaded and installed as a free playable demo. The tutorial mission is provided free so you can see and try the game before purchasing new mission packs.

Additional mission packs can be purchased and downloaded. Please follow these instructions to purchase the mission packs:

1. Purchase the game from [www.handango.com](http://www.handango.com) (Credit card is required) or other websites selling Noumena games.
2. On the purchasing form, fill in the IMEI code of your phone. (The IMEI code is the hardware identification code of your phone and is used to generate the unlock code for **Fatal Gear**. (You can obtain the IMEI code of your phone by typing **\*#06#** on your phone in dial mode).
3. Please provide a valid e-mail address. The registration key will be emailed to this address within 24 business hours.



4. Enter the registration key in the REGISTER interface of *Fatal Gear*

**Note: Please keep your registration code in a safe place. If you lose the registration code and need a reinstallation of the game, please contact Noumena customer support at [support@nmprod.com](mailto:support@nmprod.com).**

#### Files List

Name	Size(KB)	Need register	Description
MGS[X].SIS	300	No	Magic Game Station
FGRMainTutorial.SIS	746	No	FGR main program and tutorial mission.
FGRLevel0203.SIS	909	Yes	Mission 2 and 3
FGRLevel0405.SIS	908	Yes	Mission 4 and 5
FGRLevel0600.SIS	439	Yes	Mission 6

MGS[X].SIS and FGRMainTutorial.SIS will be part of the free demo package. All other files will need to be purchased and registered.

If you have downloaded full version of *Fatal Gear* from the internet

**Fatal Gear** mission packs are not free. If you have downloaded the mission packs without making a purchase, it is likely you are playing a pirated version of the game. Mobile software companies are often small companies and need your support to continue bringing quality entertainment to your favorite mobile devices. If you suspect you have downloaded a pirated copy of the game, please notify us by contacting:

[support@nmprod.com](mailto:support@nmprod.com)

Thank you!

## Playing *Fatal Gear*

#### Fatal Gear Game Brief

2030 AD. With majority of the planet's oil deposits exhausted, the world economy collapsed. What oil fields remained operational was fought over by superpowers and major corporations, leaving 3<sup>rd</sup> world nations, with more than half the world's population, without energy supplies, strangling their economies.



2033 AD. Unable to defeat the advanced armies of the superpowers in a direct confrontation and refusing to die out without a fight, terrorist and guerrilla attacks are widely adapted by 3<sup>rd</sup> world nations (loosely known as the Freedom Front). Attacking both civilian and military targets alike with armored mobility and stealth, and deadly determination, armies of the superpowers found themselves nearly helpless against the FF forces. Burning cities and suicide bombings became an everyday occurrence.


2034 AD. The Fatal Gear project is initiated by the UN to develop a new combat doctrine to combat terrorism attacks. The center of the doctrine focuses on a new weapon system, a humanoid walking vehicle bearing superior firepower, heavy armored defenses, and high agility enabled by jump and strafing jets. At the center of this new doctrine, the vehicle is commonly referred to as Fatal Gear, unit designation FG-3.

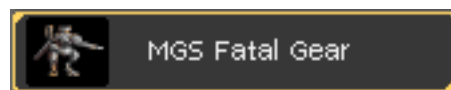
2036 AD. With two previously failed designs, the FG-3 prototype unit became operational on May 22<sup>nd</sup>. It was immediately put into combat trials along with the Fatal Gear mechanized brigade. Sanctioned by the United Nation's peace keeping force, the single FG unit is deployed worldwide, the objective is to strike wherever terrorist attacks are found and to gather combat data to further enhance the effectiveness of the Fatal Gear.

You have been selected as the pilot for the FG-3 prototype, the war begins...

Start the game



Start MGS (  on your desktop), and Fatal Gear will be listed for play (below).



Select this and press the navigation pad or joystick down to launch the game.

The program will lead you into the main User Interface (UI) where you can start the game, change options, view instructions, view high scores or quit the program.

- To start games

Go to **Start Game > Choose Mission > Play**

- To change key settings and volume level



Go to **Options > Key Settings** or **Sound Vol:**

- To view high scores

Go to **High scores > Choose Mission** to view score info

- To view instructions

Go to **Instructions**

## Game play

During game play, you will see a screen similar to the one below.



There are five indicators in the cockpit. The three main displays from left to right are: Weapons and Communications Display, Satellite Display, and Radar. There are two bars at the bottom of the cockpit. The Hit-Point (left) indicator shows the damage sustained by the FG-3. The Energy (right) indicator shows the energy remaining in the FG-3's thruster packs.



All movements and action items of the FG-3 can be set in the **Options** menu. Please also refer to the free tutorial game in order to learn how to control the FG-3.

### Default key settings

JS : Joy Stick

LSK: Left Soft Key

RSK: Right Soft Key

**Note:** You can change all key settings in **Options > Key settings**

UI	Key name	Description
Introduction UI	LSK	Press the LSK to skip the introduction
Main UI	Up/Down	Menu selection
	JS	Enter selected menu item
Options UI	Up/Down	Select option items
	LSK / JS	Change or select new option value
	RSK	Back
Key settings UI	Up/Down	Select key item
	LSK or JS	Change key setting
	RSK	Cancel key setting
High Scores UI	Up/Down	Select mission
	RSK	Back
Instructions UI	Up/Down	Scroll Instructions text
	RSK	Back
Gaming UI (Play UI) Default key settings	Left/Right/Up/Down	Adjust azimuth
	JS	Press to fire weapon
	LSK	Change weapon
	RSK	Program menu
	Numeric 2	Go forward
	Numeric 8	Go backward
	Numeric 4	Strafe left
	Numeric 6	Strafe right
	Numeric 7	Fly
	Numeric 9	Zoom



## Making a Phone Call

If you want to make a phone call or do something else, just switch out of the game by holding down the Menu key which brings you to the Program Menu. The Program Menu allows you to select other programs. You need not quit the game or the MGS. After that, you can resume your game just by running MGS again. You will find that the game has remained where you left it.

**Note:** *You cannot return to where you have left the game if you start up another application such as another MGS game.*

## Trouble shooting

If you ever encounter a 'kernel-3' error when you attempt to start the game, it could mean that your phone memory is running low. If so, we suggest that you close all applications that are not in use and try again. If the problem persists, then restarting your phone should eliminate the problem.

## Uninstall

To remove the game from your phone's memory, go to the Application Manager. Highlight and delete the game file names **Fatal Gear** and **FGRLevelxxx**.

## How to Contact us

If you have any problems with the game or you have some suggestions, you can send us an E-mail to the following address:

[support@nmprod.com](mailto:support@nmprod.com)

or you can visit our website:

[www.nmprod.com](http://www.nmprod.com)

